
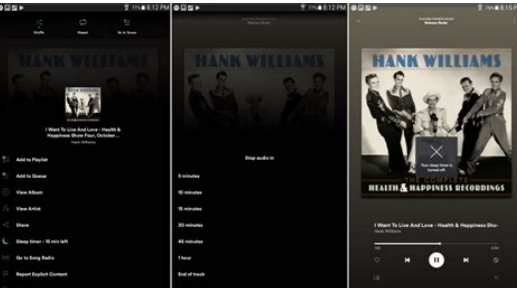
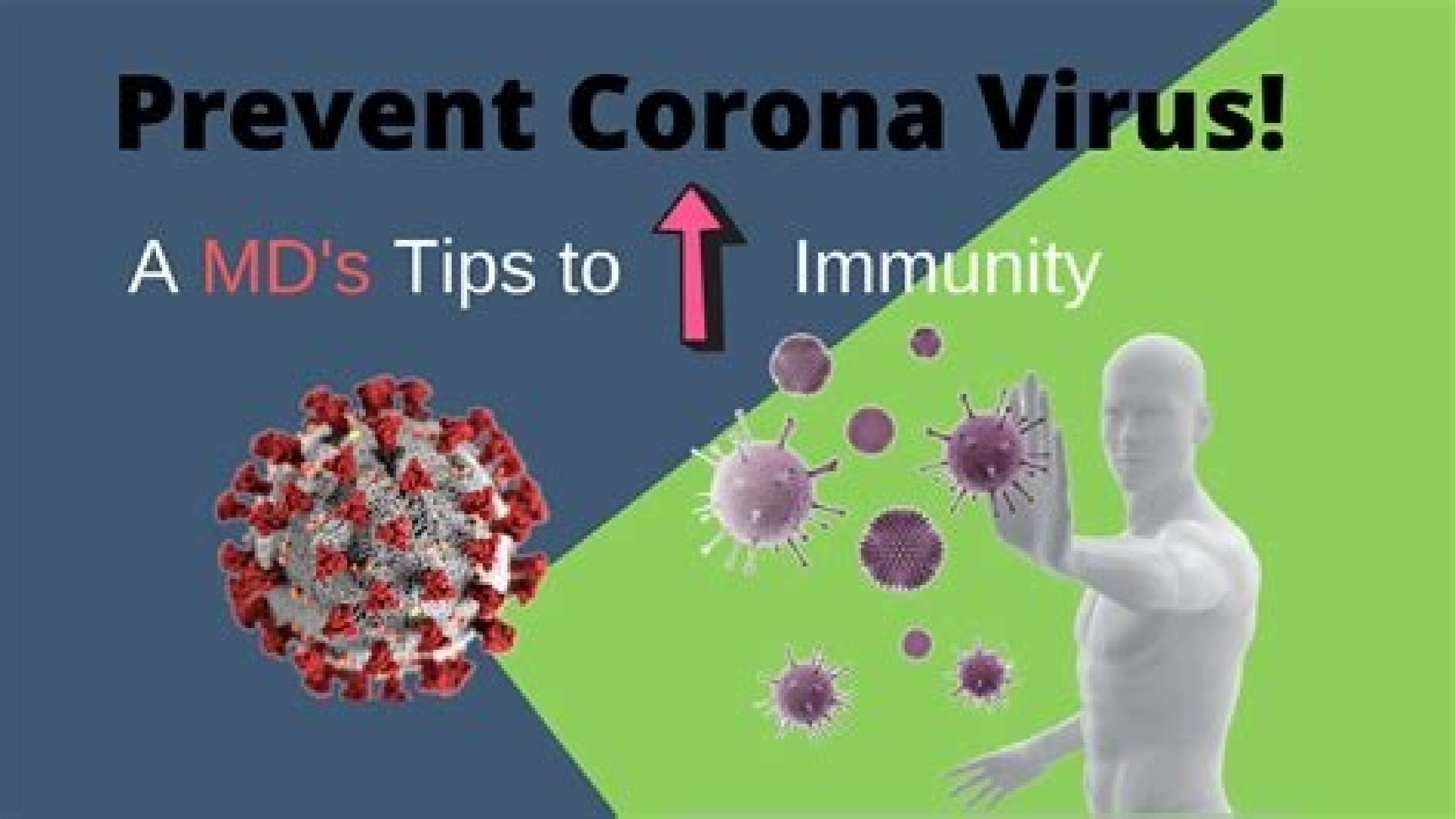
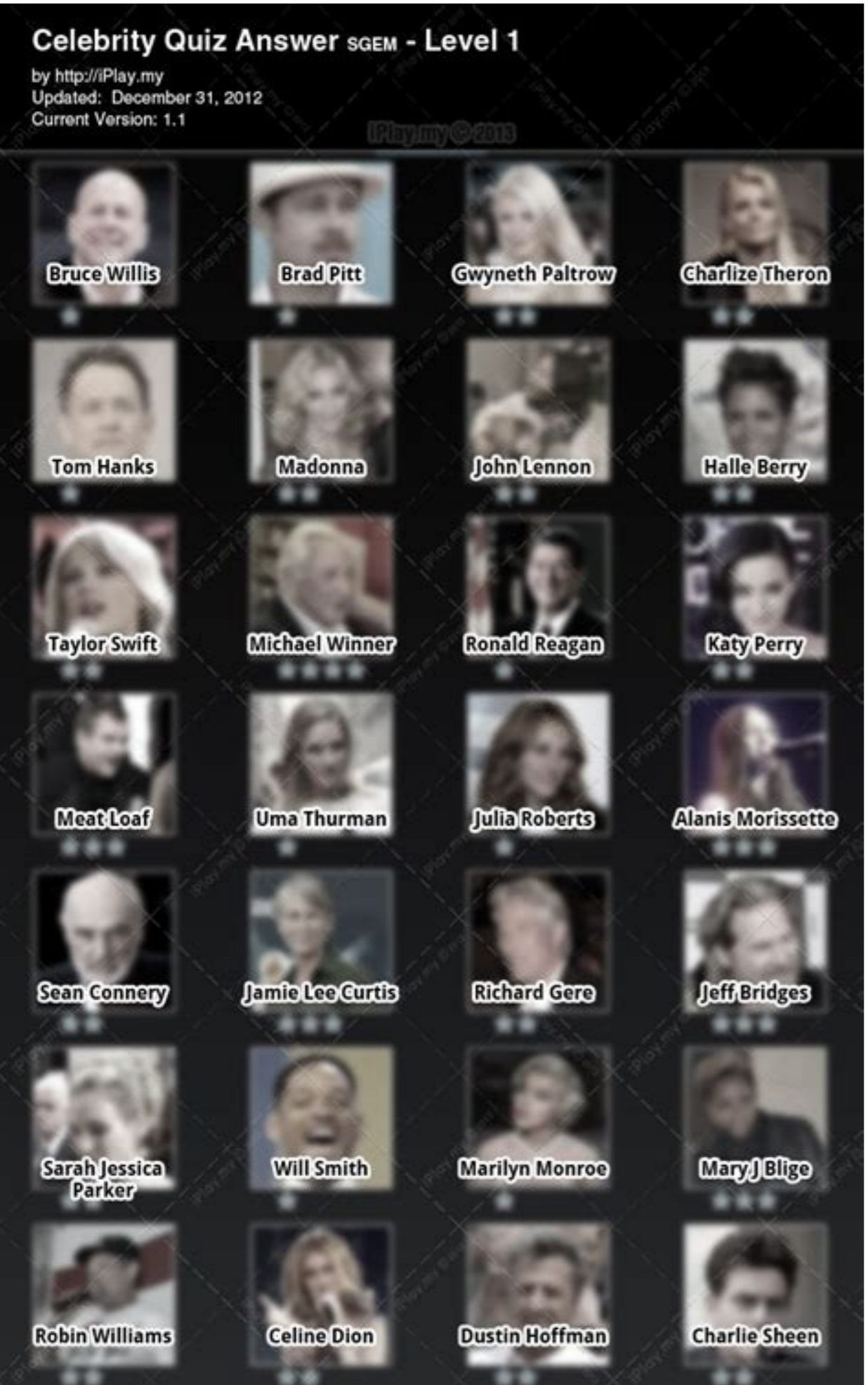
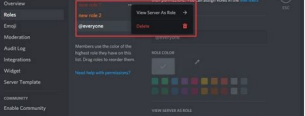


**Android three dots icon name**

 I'm not robot  reCAPTCHA

**Continue**





Download more than 9.04,000 symbols SVG, EPS, PSD and Base64 Download what you want, cancellation when you want to cancel, writer Ventsislav Krastev à | The situation on the Android device is the condition of an unknown icon that cannot be removed in the upper right corner or in the upper left corner of the screen? This question is the main reason why we decide to create this article and explain what these symbols on smartphones or tablets are so that you can decide whether the notifications presented by them are important. Let's start! Because the number of these symbols is high, remember that we will focus on the most uncomfortable symbols that will help you understand them.

List of android icons plus icon. This is called icon data savings and is mainly available on Android devices operating on Nougat 7.0. This icon, which is an icon of two horizontal arrow, indicates that the data network is used by LTE services, especially by VoLTE (Voice Over LTE). Basically, he uses 4G to communicate with VoIP to create sound communication (sound by IP). This technology has been tested by most mobile phone operators, but some have already introduced. Icons C, E and H are based on symbols of the Internet connection speed and data plan. G shows GPRS (general package radio service), which you already know and is the slowest. E is the same technology, but in a more advanced and advanced form called edge (data transmission speed developed for GSM evolution. Faster, not as fast as the 4G network, but now the H+ H+ icon with symbols H, E, G and 3G similar to The H+ icon h+ icon H+ also has an H+ . Icon developed, but still not as fast as a regular 4G connection, and HSPDA represents HSPDA+ showing the icon of "High Recovery Package" 4G LTE icon, if you use a mobile connection. This is the latest technology of internet connection 4G. The most interesting thing is to change 4G, as soon as the new 5G target is now.Access to over 9,404,000 icons in SVG, EPS, PSD and Base64 formats. Download what you want, cancel when you want. Go Premium by ventSislav Krastev on your device where you click on the top right or top left to get an unknown icon on your screen that can't be deleted? This question is the main reason why we decided to create this article and explain what are these icons that appear on your smartphones or tablets, so that you can decide if the messages they convey are important or not. Let's start! Please note that since the number of these symbols is large, we will only focus on the least recognizable ones to help you understand them. Android icon list and circle This icon means you can use your device's data settings to save data. It's called the Data Saver icon and mostly exists on Android devices with Nougat 7.0.

Icon with two horizontal arrows This icon means that if you have activated the use of mobile data, the data use network uses LTE services, the value of Volt (Voice over LTE) is more important. It mainly uses 4G for voice communications, similar to VoIP (Voice On IP). So far, this technology is being tested by most mobile operators, but only a few are already implementing it. The symbols G, E and H basically refer to your internet connection speed and data plan. The G stands for GPRS (General Packet Radio Service), which you may already be familiar with and is the slowest of the bunch. E is the same technology but more advanced and advanced called Edge (improved data rats for GSM development. It also has H+ version which is its improved version which is not as fast as 4G network but nowadays reception has H+ icon is similar to H, E, G and 3G icon, "H+" icon is improved H connection, but it's still not as fast as normal 4G connection, and "H+" is abbreviation of "HSPDA+" and means "packet access via high speed downlink"

You have a mobile connection, so this is definitely an icon that you should be familiar with. This is the latest 4G mobile internet technology. Interestingly, the new 5G aims to replace 4G whenever possible, alreadyIt is said to have been active in various parts of North America. This icon represents your Android device's roaming service, meaning your phone is connected to another mobile phone that doesn't belong to our network. If you have this symbol, you probably won't be able to use your internet connection. This technology, which has a hollow triangular symbol resembling a billiard triangle, is similar to the R inversion symbol. It usually appears on older Android devices. If you see this icon, phone call icon with Wi-Fi icon, don't worry if you see this icon. It simply means that your phone is set to search for Wi-Fi. For example, if you don't have enough money to buy a home phone, this feature exists to reduce call quality in most parts of England. Handset icon with keypad indicates this icon, TTY indicates your availability is open. This means that you can text to facilitate communication, and perhaps if you are deaf or have difficulty walking or hearing. Star Icon The star icon doesn't mean your phone is rocking the world. Instead, it tends to say that you have opened priority mode. This mode allows you to receive notifications only from people you have added to your favourites. Also known as priority mode. Probably the most popular icon - after mixed users - means you have opened your device's NFC connection. It basically means communication in near space. The technology lets you connect to it wirelessly and allows you to transfer data to nearby devices. It can be disabled from WiFi or connection options. Two arrows in the boxes mean your Android NFC beams are open, meaning you're transferring files faster wirelessly. This circular icon is basically a location symbol, meaning you've opened a Google location, GPS, or other type of service. The signal transmission looks very similar to this icon of this icon and means that the GPS technology is open. Both icons can be closed in the location settings on your device. This symbol has nothing to do with your parking skills. This does not forbid anything, this is an announcement that you are simply in the area.A mobile phone connection, which means you can make calls or send text messages. The purpose of the photo-like symbol is to show that you have taken a screenshot of your phone's screen by pressing a key combination. Basically a place with a mountain view inside. Notifications can be easily removed by deleting them. The eye symbol, don't panic that Bigbrother isn't watching you when you see this symbol, although you might never know - this symbol usually appears if you have a Samsung Android device. It has a feature known as smart stay. This feature means that the screen does not touch when you look at it. This interesting feature can be disabled in the settings menu. Telephone headset with Wi-Fi signal symbol. If you come across this symbol, don't panic, don't make an active call, and your monthly phone bill won't be thrown away. This is a new feature used when your phone initiates Wi-Fi calls. This is a relatively new addition that allows users to make calls over Wi-Fi when the traditional cell phone signal is weak. Square screen and Wi-Fi symbol This symbol basically means that your Android device is wirelessly streaming to another device on the network. B. Android Smart TV. If your TV has this symbol set up, go to YouTube and play a video and it will automatically appear there. This technology is known as Google Chromecast. In addition to these symbols, more and more new Android symbols appear along with newer symbols. We have compiled lists that we have collected from the internet to give you more information about Android symbols. See an unknown symbol? If you're having trouble with unknown symbols on your Android device, we're happy to help. Just remind us below and upload a screenshot in your comment so we can adequately explain what the symbol is and how it can be disabled. You can also visit the official website for more information and a full list of material symbols. NOTE! Use this site to upload screenshots of your symbols. How to use: 1. Click the "Run" button. 2. Take a screenshot. 3. Create a generated upload link and post it in the comments. You can find the three dots icon in the SDK section ".../android-sdk/platforms/android-19/data/ares..." Or "ic\_menu\_overflow\_normal\_holo\_dark", depending on your app style. Please note that it contains several files to ensure the correct selection of images depending on the state of the button and the density of the device. UPDATE: You can also find it here (search for "more") here (search for "More\_vert" under "Navigation"). I recommend the latter if you support VectorWable. UPDATE: Currently the latest file is ABC\_IC\_MENU\_OVERFLOW\_MATERIAL.xml VECTordRavable which has the following content: For uniformity, it is better to follow the selected guide rather than a mix. You need to be consistent in the interface but also consider the device it's intended for. So you mentioned a material project so I'm assuming you're following that lead and maybe developing Android/Web apps. In that case you need to use a vertical icon .Now you can see examples of of wakes with an icon in the components > context menu. If you are designed for an Apple device, their recommendations use a horizontal icon, see system icons, especially the plus icon. I prefer a horizontal icon because it resembles a typographic multiple that was supposed to offer "more" elements, so it has a more common interpretation in the user's mind, but I'd go with sequence over preference. subsequence.

